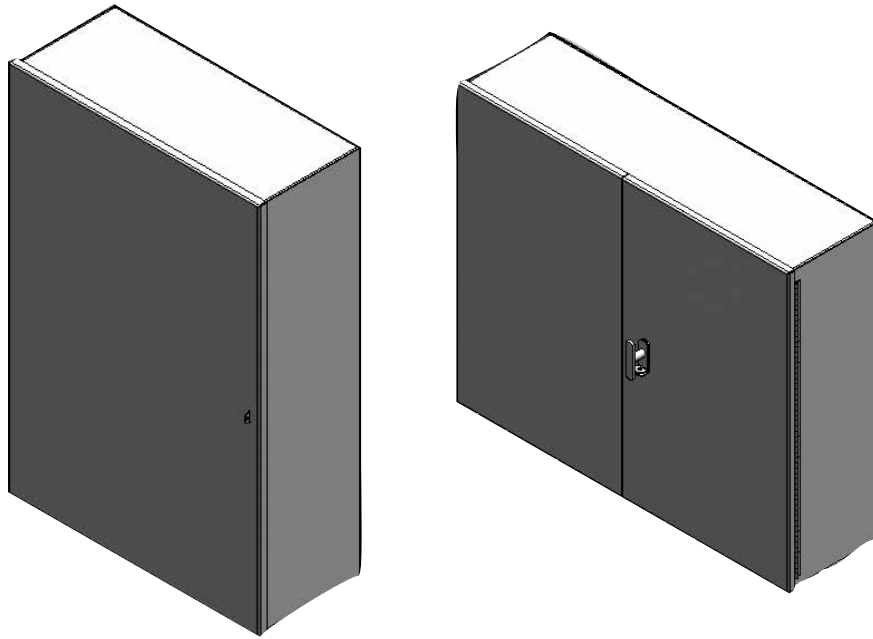


# Type 1 Enclosures

## Single Door & Double Door Transformer Cabinets



**APPLICATIONS** - Use as transformer housings, junction boxes and service boxes.

**CONSTRUCTION** - Fabricated from 12 or 14 gauge carbon steel. Enclosures feature:

- Bolt on butt hinges on single door.
- Continuous hinges on double door.
- Single door furnished with hasp.
- Double door features 3-point padlocking "T" handle.

**FINISH** - Standard RAL 7035 texture polyester powder coat finish on interior and exterior of enclosures. Recoatable, smooth, white or ANSI-61 gray available at no charge. Standard RAL and custom match finishes available for an additional charge, please contact Schaefer's Electrical Enclosures, Inc. for further assistance. All powder coat finishes applied over cleaned phosphatized surfaces.

**OPTIONS** - Schaefer's Electrical Enclosures, Inc. can modify standard enclosures or custom design enclosures according to your specifications. Sizes and many more options are available. Quotations upon request.

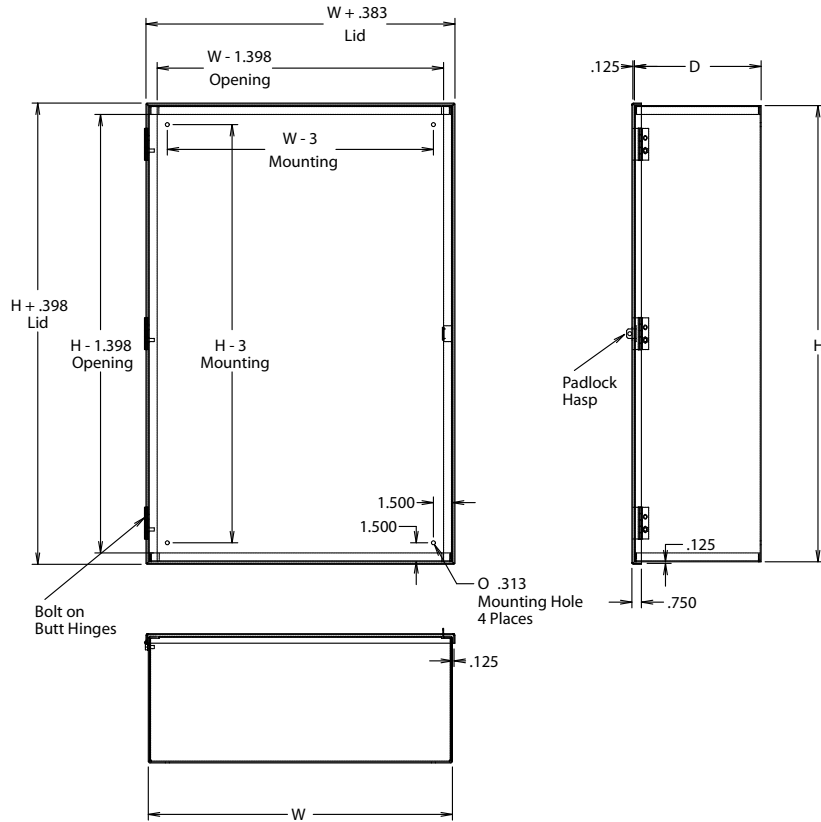
### INDUSTRY STANDARDS

- UL 50 Listed
- Type 1

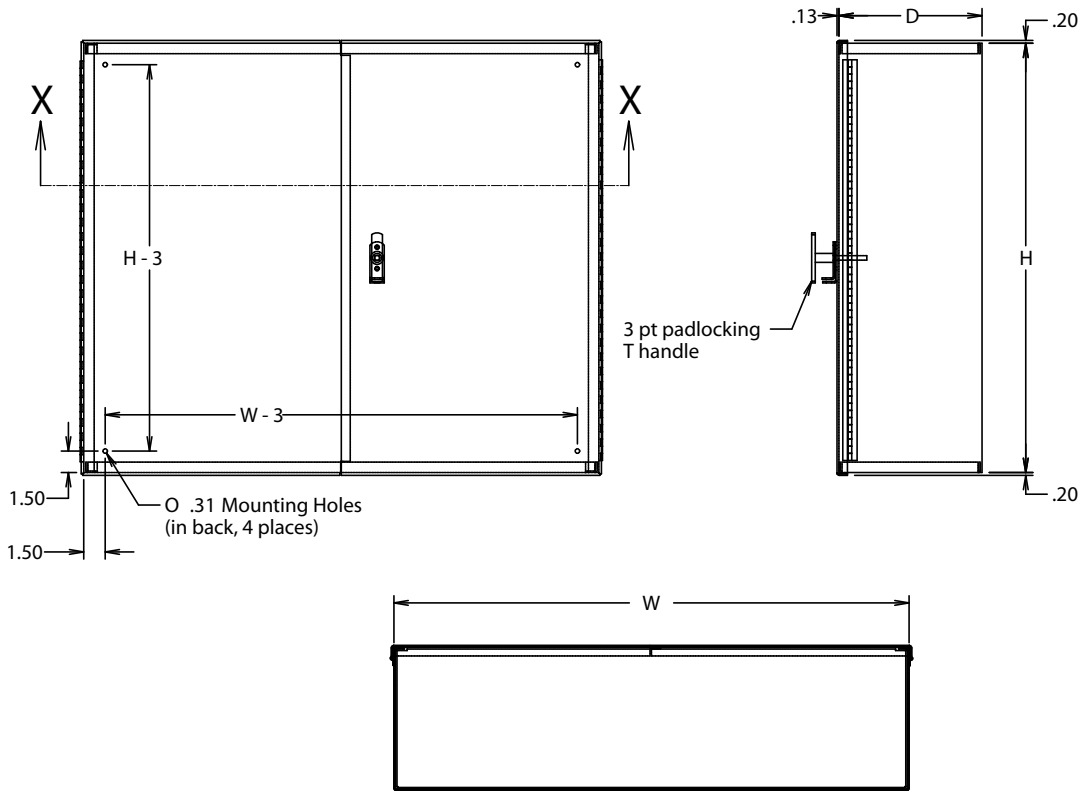
Catalog Number	Enclosure Size H x W x D (inches)	Gauge	Shpg. Wt.
Single Door			
SPTSD-18129	18 x 12 x 9	14	27
SPTSD-18189	18 x 18 x 9	14	35
SPTSD-32249	32 x 24 x 9	14	65
SPTSD-241810	24 x 18 x 10	14	45
SPTSD-242410	24 x 24 x 10	14	55
SPTSD-302410	30 x 24 x 10	14	65
SPTSD-322410	32 x 24 x 10	14	70
SPTSD-362410	36 x 24 x 10	14	75

Catalog Number	Enclosure Size H x W x D (inches)	Gauge	Shpg. Wt.
Double Door			
SPTDD-303010	30 x 30 x 10	14	103
SPTDD-243210	24 x 32 x 10	14	73
SPTDD-243610	24 x 36 x 10	14	80
SPTDD-303610	30 x 36 x 10	12	122
SPTDD-363010	36 x 30 x 10	12	122
SPTDD-323210	32 x 32 x 10	12	114
SPTDD-323610	32 x 36 x 10	12	123
SPTDD-363210	36 x 32 x 10	12	123
SPTDD-363610	36 x 36 x 10	12	134
SPTDD-304410	30 x 44 x 10	12	133

**SPTSD**



**SPTDD**



**SECTION X-X**